

KIDS QUEST



Resource Bank



Bible



Lesson 3: Different types of books in the Bible

Complete the Bible library by filling in the blanks and colour coding the different types of books. Cut them out and stick them in your Bible bookcase.

J O S H U A			I S A M U E L	2 S A M U E L		2 K I N G S	I C H R O N I C L E S	2 C H R O N I C L E S		N E H E M I A H	E S T H E R	M A T T H E W		L U K E		A C T S	R E V E L A T I O N		P S A L M S	P R O V E R B S	E C C L E S I A S T E S	S O N G O F S O N G S
----------------------------	--	--	---------------------------------	---------------------------------	--	----------------------------	---	---	--	--------------------------------------	----------------------------	---------------------------------	--	------------------	--	------------------	--	--	----------------------------	--------------------------------------	--	---

G E N E S I S	E X O D U S	L E V I T I C U S	N U M B E R S	D E U T E R O N O M Y
---------------------------------	----------------------------	---	---------------------------------	---

I S A I A H	J E R E M I A H	L A M E N T A T I O N S	E Z E K I E L	D A N I E L				O B A D I A H	J O N A H	M I C A H		H A B B A K U K	Z E P H A N I A H	H A G G I	M A L A C H I
----------------------------	--------------------------------------	--	---------------------------------	----------------------------	--	--	--	---------------------------------	-----------------------	-----------------------	--	--------------------------------------	---	-----------------------	---------------------------------

R O M A N S	1+2 C O R I N T H - I A N S	G A L A T I A N S	E P H E S I A N S	P H I L I P P I A N S	C O L O S S I A N S	1+2 T H E S S A L - O N I A N S		2 T I M O T H Y		P H I L E M O N	H E B R E W S	J A M E S		2 P E T E R	I J O H N		3 J O H N	J U D E
----------------------------	---	---	---	---	--	---	--	--------------------------------------	--	--------------------------------------	---------------------------------	-----------------------	--	----------------------------	-----------------------	--	-----------------------	------------------

Lesson 4: How to find your way through the Bible

Bible



Using the contents page of your Bible to help you, look up the Bible references to find the answers.

What animals can you find?

Daniel 6:7 _____

Leviticus 11:22 _____

Judges 14:8 _____

I Kings 10:22 _____

Matthew 26:34 _____

What food can you find?

John 6:35 _____

Numbers 11:5 _____

Psalms 119:103 _____

What jobs can you discover?

Genesis 40:5 _____

Isaiah 19:8 _____

Psalms 23:1 _____

I Chronicles 7:4 _____

Acts 16:23 _____

Luke 19:2 _____

Add up the numbers you find when you look up these verses.

Matthew 15:38

John 2:11

Nehemiah 5:17

Genesis 7:12 (2 numbers)

Total: _____

Lesson 2: What is the Bible all about?

Bible



God made the world and everyone. People enjoyed a special friendship with God.

BUT...

People were cruel, selfish and greedy forgetting about God and his ways. Our friendship with God was ruined and we were trapped in a world that wasn't the way God wanted it to be.

BUT...

Jesus was arrested, nailed to a cross and died. His body was placed in a tomb.

HOWEVER...

Three days later he rose again. Jesus had defeated death and rescued the world.

SO NOW...

Everyone who trusts and follows Jesus can enjoy a friendship with God forever.

God had a rescue plan!
He sent his son Jesus to be the rescuer of the world. Jesus was born as a baby in Bethlehem and when he grew up he taught people about God and showed them what God was like. However, not everyone liked what he was saying or doing
AND SO...



Judaism

Judaism



Lesson 1: One God, One People

Read the verses from Deuteronomy 6:4-5 and underline the actions- the things God's people are to do to remember God's commands.

Draw an exclamation mark ! beside what you think is the most important command God gives in these verses.

Draw a question mark ? beside any words or phrases you have a question about or don't understand.

Hear, O Israel: The Lord is our God, the Lord alone. You shall love the Lord your God with all your heart, and with all your soul, and with all your might. Keep these words that I am commanding you today in your heart. Recite them to your children and talk about them when you are at home and when you are away, when you lie down and when you rise. Bind them as a sign on your hand, fix them as an emblem on your forehead, and write them on the doorposts of your house and on your gates.

Lesson 2: Abraham's Visitor's/ Son of Laughter- Story script (Page 1 of 2)

Judaism



Abraham was sitting outside when three strangers came along. Abraham knew they were special visitors. He went to meet the visitors, bowed before them, invited them into his tent and they began to talk together.

Ask: Who do you think the visitors were?

(Ans: Probably God and 2 angels)

One of the visitors asked where Sarah was. The visitor told Abraham that in a year's time Sarah would have a baby son. God had promised to give Abraham and Sarah a big family when they had left their home land, but now they were both very old, too old for children. When Sarah heard what the man said. What do you think she did? (Gather feedback and ask why they chose their answers)

- Put your hand on head if you think she cried and thanked God
- Put your hand on your knees if you think she laughed
- Put your hand on you ears if you think danced and sang with joy

(Ans: She laughed)

But Sarah's laugh probably wasn't a happy laugh. She probably had tears in her eyes. She laughed because she didn't believe that God could give them a child because they were so old.

Lesson 2: Abraham's Visitor's/ Son of Laughter- Story script (Page 2 of 2)



However, one year later something wonderful happened. Sarah did have a baby son, just as God had promised! This time Abraham laughed with joy and happiness. They called their son Isaac. *Ask: Can anyone guess what Isaac's name means? (Take a few answers)*

It means 'he laughs'.

And Sarah was laughing in a different way too. Her sadness had turned to joy. She was laughing with happiness about her baby boy.

Sarah said, "God has brought me laughter, and everyone who hears about this will laugh with me." And she added, "Who would have said to Abraham that Sarah would nurse children? Yet I have borne him a son in his old age."

Issac was a really special baby, not just for Abraham and Sarah, who thought they would never have a child. But Issac was special because he was the first child in the family of God.














Lesson 3: Abraham's Faith tested

Create a cartoon storyboard to tell the story of how God tested Abraham's trust in him.




Lesson 5: Moses - God provides for our needs

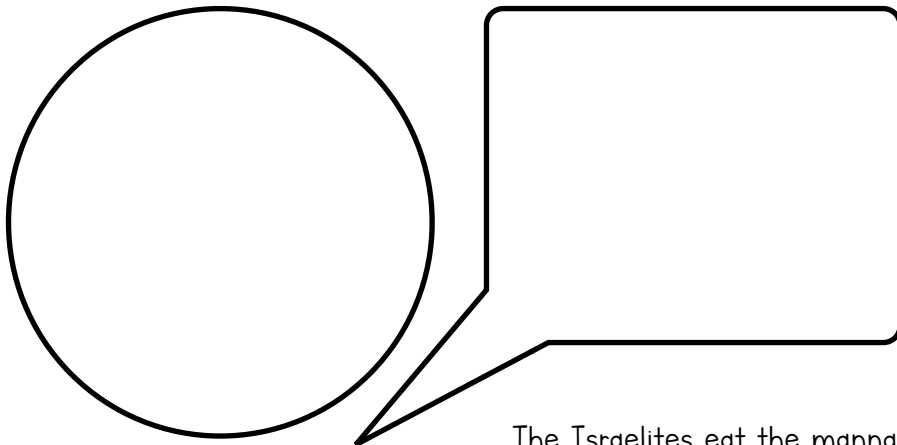
What would you say and how would you feel? Write what you would say in the speech bubbles and draw how you would feel at the different parts of the story:




The Israelites are hungry and complaining about their leader Moses.



The Israelites see the food that God has miraculously provided.



The Israelites eat the manna.



The Israelites see the extra food they have gathered has spoiled.

Lesson 6: Moses- God teaches the Israelites to trust him story script (Page of 1 of 2)



Pre-prepare the food bag of edible items before the lesson, as you read about them using the following script, pupils can eat the corresponding item as they listen.

Quail: Birdie biscuit/part of a penguin biscuit

Manna: Water crackers/wafer

Worms: Jelly worms

Water: Cup of water to drink

Stick: Twiglet/part of a matchmaker

Rock: Mini egg/piece of a stick of rock

The Israelites were forgetting all that God had done for them, when he brought them out of slavery in Egypt and saved them from the Pharaoh. They began to grumble and complain against their leaders Moses and Aaron, wishing they were in Egypt instead of the desert. They were very hungry and very tired.

God heard their grumbling and complaining and told Moses he would send bread raining down from the sky in the morning so that the Israelites could go out and gather it to eat every day but on the sixth day of the week they were to gather twice as much, so they could and rest on the seventh day. He promised he would also send them meat to eat in the evening.

That evening the Israelites found quail (eat bird biscuit) on the ground for them, they were happy, there was meat to eat and it was tasty!

In the morning when they woke up there were what looked like thin wafer like flakes all over the ground. The Israelites had never seen anything like it before but Moses told them it was the bread God was giving them to eat (eat wafer). So they gathered what they could, everyone always had enough to eat- no one had too much or too little. Moses told them not to keep any until the next day but some of

Lesson 6: Moses- God teaches the Israelites to trust him story script (Page of 2 of 2)



the Israelites didn't listen and took more than they needed that day. When they woke up the next morning the bread had gone bad and was full of maggots (eat jelly worm). Ewww, disgusting! They couldn't eat it.

Day after day God gave them enough bread, which they called manna and meat to eat.

But after a while the Israelites complained against Moses again, they complained they were very thirsty and there was no water to drink (drink water). Moses cried out to God asking him what he should do.

God heard him and told Moses to take his staff (eat Twiglet/Matchmaker) and some of the other leaders of the Israelites and go to a place called Horeb where he would find a rock. Moses did as God told him. God told him to strike the rock (eat mini egg/rock sweet) and water would flow from it. Moses took his staff, struck the rock and just as God said, water flowed from it and the Israelites had plenty of fresh water to drink.

Even though they had complained and grumbled ALOT, God looked after the Israelites and took care of their needs so they always had enough food to eat and water to drink.

Lesson 7: Moses- 10 Commandments

Judaism



Don't worship any other, that's commandment number 2.

Don't steal from others.

Listen to your mum and dad.

If your friend has something cool, don't wish it was yours. And that's the final rule.

Love only your husband or wife.

Don't ever lie.

Don't ever take anybody's life.

On Sunday take a rest.

No other God but one is

Use the name of God, only with respect.

Lesson 7: Moses - 10 Commandments

Judaism



Have a think and write down your own 10 commandments for your class on the tablets below.


- 1.
- 2.
- 3.
- 4.
- 5.

- 6.
- 7.
- 8.
- 9.
- 10.



Lesson 9: Moses - Moses meets God face to face

Think about your friends, what qualities do they have which make them good friends? Write them below around the figure.





God is ...

God is ...

God is ...



Lesson 9: Moses - Moses meets God face to face

Read the verses written by King David from Psalm 145 and underline or highlight in different colours the words/phrases which tell us what kind of friend God is.

6 They will tell about the amazing things you do.

I will tell how great you are.

7 They will remember your great goodness.

They will sing about your fairness.

8 The Lord is kind and shows mercy.

He does not become angry quickly but is full of
love.

9 The Lord is good to everyone.

He is merciful to all he has made.

10 Lord, everything you have made will praise you.

Those who belong to you will bless you.

11 They will tell about the glory of your kingdom.

They will speak about your power.

13 Your kingdom will continue forever.

And you will be King from now on.

The Lord will keep his promises.

With love he takes care of all he has made.

14 The Lord helps those who have been defeated.

He takes care of those who are in trouble.

15 All living things look to you for food.

And you give it to them at the right time.

16 You open your hand,

and you satisfy all living things.

17 Everything the Lord does is right.

With love he takes care of all he has made.

18 The Lord is close to everyone who prays to him,

to all who truly pray to him.

19 He gives those who fear him what they want.

He listens when they cry, and he saves them.

Lesson 9: Moses - Moses meets God face to face

Judaism



Exodus 33 : 11

to a friend.

The Lord

would speak

to Moses





face to face,

as one speaks

Judaism





Lesson 11: Joshua - Moses sends 12 spies
Grape printout for treasure hunt
(Page 1 of 2)



Lesson 11: Joshua - Moses sends 12 spies
Grape printout for treasure hunt
(Page 2 of 2)

Judaism





Exodus News

Write a headline that would tell someone the most important part of the story in one sentence.

Draw a picture of your favourite part of the story



Write some sentences about what happened during the story. Who was there? What did they do? What did they say?



Lesson 13: Joshua becomes the new leader

Circle or underline in different colours the key words or phrases you think would have helped Joshua as he started to lead the Israelites.

Moses was the servant of the Lord. Joshua son of Nun was Moses' assistant. After Moses died, the Lord said to Joshua:

2 "My servant Moses is dead. Now you and all these people go across the Jordan River. Go into the land I am giving to the people of Israel. 3 I promised Moses I would give you this land. So I will give you every place you go in the land. 4 All the land from the desert in the south to Lebanon in the north will be yours. All the land from the great river, the Euphrates, in the east, to the Mediterranean Sea in the west will be yours. This includes the land of the Hittites. 5 Just as I was with Moses, so I will be with you. No one will be able to stop you all your life. I will not leave you. I will never leave you alone.

6 "Joshua, be strong and brave! You must lead these people so they can take their land. This is the land I promised their fathers I would give them. 7 Be strong and brave. Be sure to obey all the teachings my servant Moses gave you. If you follow them exactly, you will be successful in everything you do. 8 Always remember what is written in the Book of the Teachings. Study it day and night. Then you will be sure to obey everything that is written there. If you do this, you will be wise and successful in everything. 9 Remember that I commanded you to be strong and brave. So don't be afraid. The Lord your God will be with you everywhere you go."

Lesson 15: Joseph - Dreamer to Slave

Write a diary entry telling what happened and how you felt during on of the following:

- Joseph when he received his special coat from his father.
- Joseph having his strong dreams and telling his family
- Joseph being tricked by his brothers and sold into slavery

Judaism



A series of horizontal blue lines for writing a diary entry, with a vertical red margin line on the left side.

Lesson 16: Joseph - Working for Potiphar

Read each person's problem below, and using what you know about Joseph and how he reacted to the challenges he faced, write a response with advice on how to deal with it and encouragement for them.

Judaism



I've discovered my best friend said some nasty things about me to others in my class, I am really angry and hurt. What do you think I should do?

We are learning some new things in class. I am finding them very challenging and want to give up. What should I do?

I've broken my brother's favourite toy and I don't want to get in trouble so I've hidden it. He's been looking everywhere for it. What should I do?

Lesson 16: Joseph - From prisoner to Prime Minister

Create a graph of the big events in Joseph's life- the good ones above the line and the bad ones below the line so that it shows the ups and downs of his life. Label each event.

Judaism





Jesus



Lesson 4: Jesus' last days

Read the Bible passages and record who was there, what happened and where the events took place.

John 12:1-8

Who

What

Where

John 12:12-19

Who

What

Where

John 13:1-17

Who

What

Where

Luke 22:7-20

Who

What

Where

Luke 22:47-53

Who

What

Where

Mark 14:10-11

Who

What

Where

Jesus



Lesson 4: Jesus' last days

Read the Bible passages and record who was there, what happened and where the events took place.

Mark 14:32-42

Who

What

Where

Luke 22:54-62

Who

What

Where

Mark 14:53-65 + 15:1-15

Who

What

Where

Mark 15:16-41

Who

What

Where

Mark 15:42-47

Who

What

Where


What have I learnt about Jesus today?








Lesson 5: Jesus' Entry Into Jerusalem: Palm Sunday

Make a Classroom Wreath with these templates:

Jesus







Jesus



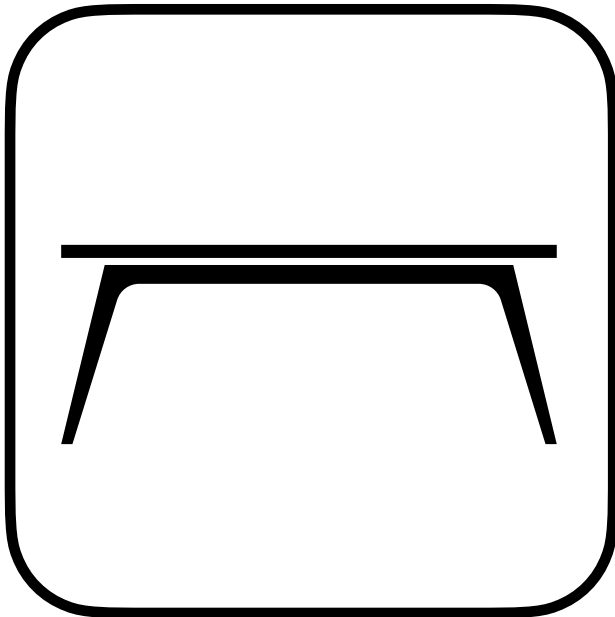
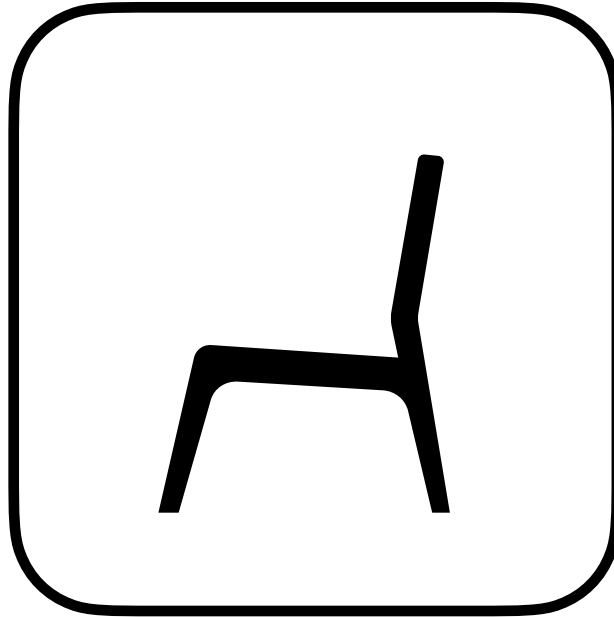

Lesson 6: The Last Supper

Memory Game Cards - photocopy these pages twice so you have two copies of each image

Jesus



Jesus





Lesson 8: Jesus returns to heaven

1) Draw a picture to show what the disciples will do in the Great Commission.

2) Draw a picture to show Jesus' return to heaven. Use speech/thought bubbles and show how the disciple may have felt

Jesus





Lesson 9: Promise and Prophecy

Look up the Old Testament Bible verses and fill in the missing words. Match each Bible reference to the correct verses.

Isaiah 7:14

Isaiah 9:6

Micah 5:2

The Lord says,
 “B_____ Ephrathah,
 you are one of the
 s_____ towns in
 J_____, but out of you will
 come a r_____ for Israel,
 whose family line goes back to
 ancient times.”

The l_____ himself will give
 you a s_____. The woman is
 going to have a b_____. She
 will give birth to a son. And he
 will be called I _____

A c_____ is born to us!
 A s_____ is given to us!
 And he will be our ruler.
 He will be called,
 ‘W_____ C_____’,
 “M_____ G_____”,
 “E_____ Father”,
 “P_____ of P_____”.

Lesson 11: Jesus' life as a Jewish boy



Celebrations

Jesus celebrated Jewish festivals like P..... (8 letters)

Draw some things you celebrate below:

Draw one way that you rest below:

Draw one way that you rest below:

Education

Jesus' teacher was called a R..... (5 letters)

Only b..... (3 letters) went to school

Make a list of all the different people who teach you and what you learn from them:

-
-
-
-
-
-
-
-

Childhood

When Jesus was ___ he was treated as an adult and was teaching in the Temple.

Write below some things you will be doing when you're 12:

Rest

Jews have a special day of rest. Unscramble the letters to find out what it's called:

b a b S h t a

Jesus



Passover

Jesus



A Jewish celebration to remember when God led the Israelites from slavery in Egypt. There are special prayers said, songs sung and food.

Jesus



Temple

Jesus



A special building where Jews went to worship and meet with God and to offer sacrifices to say sorry to God for the wrong things they had done and to praise God for the good things He has done.

Jesus



Rabbi

Jesus



**This is the name for a
Jewish teacher. In Jesus'
day they taught in the
Temple from the Torah
and taught others about
God.**

Jesus



SABBATH

Jesus



**This was a special day
(Saturday) when Jews
rested. No work was
done on this day.**

Lesson 11: Life as a boy- Jesus and Jewish Culture

teaching script

(Page 1 of 2)

Jesus



Area of Life	Jesus	Christians today
Childhood- 12 years old	<p>The age of 12 was very important to Jews in the time of Jesus.</p> <p>By the age of 12 Jewish boys were viewed as adults. At 12 Jesus was teaching in the Temple but this was a big shock to be teachings others much older.</p>	<p>There isn't the same emphasis on this age today. But some Christians will make their confirmation around the age of 12. This is a special time when they make the promises their parents made for them at their baptism for themselves. These are promises that say they believe in God and that they will say no to the things that separate them from God.</p>
Rest	<p>The Sabbath was a special day in the week (Saturday) which would have been very important to Jesus as a Jewish boy. It was a day of rest, He wouldn't have done any work. The Religious leaders had lots of strict rules about what you could and could not do on the Sabbath e.g. you couldn't tie knots, harvest, burn anything. By Jesus' day, the Religious leaders had become so strict that they accused Jesus' disciples of breaking the Sabbath because they picked some grain and ate it as they walked through a field on the Sabbath (cf. Luke 6:1-2).</p>	<p>Sunday is seen as a day of rest or the sabbath for Christians because when God created the world the Bible says He rested on the 7th day. (Not everyone does on a Sunday but it is a good principle to have so we aren't rushing around and busy all the time.) Christians believe it is an important time as it's a reminder to be thankful for all they have and a reminder that God is the one who gives them everything they need.</p>
Worship/ Church	<p>The Temple, was a special building where Jews went to worship and meet with God and to offer sacrifices to make up for the bad things they had done and to praise God for the good things He has done. The service would have included prayers and singing as a way to worship and thank God, as well as teaching from the Torah so Jews could learn more about God and the laws they had to follow.</p>	<p>Church</p> <p>Christians go to Church to praise God for who he is and what he has done, to learn about God and what it means to follow him and to meet with God and other Christians. Christians believe that when Jesus died on the cross He took the blame for all our mistakes and was the ultimate sacrifice, He made up for all the bad things we would ever do so people no longer offer sacrifices. Church services look different everywhere but still give space for people to say sorry for the wrong things they've done as well as thanking God for His goodness through prayers and singing.</p>

Lesson 11: Life as a boy- Jesus and Jewish Culture teaching script (Page 2 of 2)

Jesus



Area of Life	Jesus	Christians today
Celebrations	<p>Passover was one special time in the calendar celebrated by Jews each year (and still do today). It was a celebration to remember when God led the Israelites from slavery in Egypt. There are special prayers said, songs sung and food eaten at this time.</p>	<p>Christians celebrate lots of festivals (explored further in Festivals section of the framework), Use the activity sheet to unscramble the letters and find out what some of them are:</p> <ul style="list-style-type: none"> -Harvest -Christmas -Advent -Easter -Lent
Education	<p>A Rabbi would have been the person who taught Jesus about God and about the Torah in the Temple. The Torah is the first 5 books of the Bible. Jesus would have learnt things off by heart and been able to recite the Torah.</p> <p>Girls often did not get to go to school or if they did it was only for a short time before they stayed at home and learnt housekeeping skills from the women in their family.</p> <p>As boys got older most of them would leave school and learn a family trade- Jesus learnt carpentry from Joseph.</p>	<p>Christians today, like everyone else, learn from their teachers in school (some children are home-schooled) and learn lots of different subjects. But Christians will also learn about God and following him at Church/SU groups/ Kids clubs/Sunday schools from other older Christians e.g. ministers, leaders.</p> <p>Christians will learn about God and how to follow him from the Bible (paper and digital).</p>



Jesus

Lesson 12: Jesus and the Romans

- 1) Colour Caesar Augustus and write some words to describe him on the lines
- 2) Draw a picture of the Roman Officer and write some words to describe him.






Lesson 13: Jesus' Baptism

Create your own comic strip telling the story of Jesus's baptism.

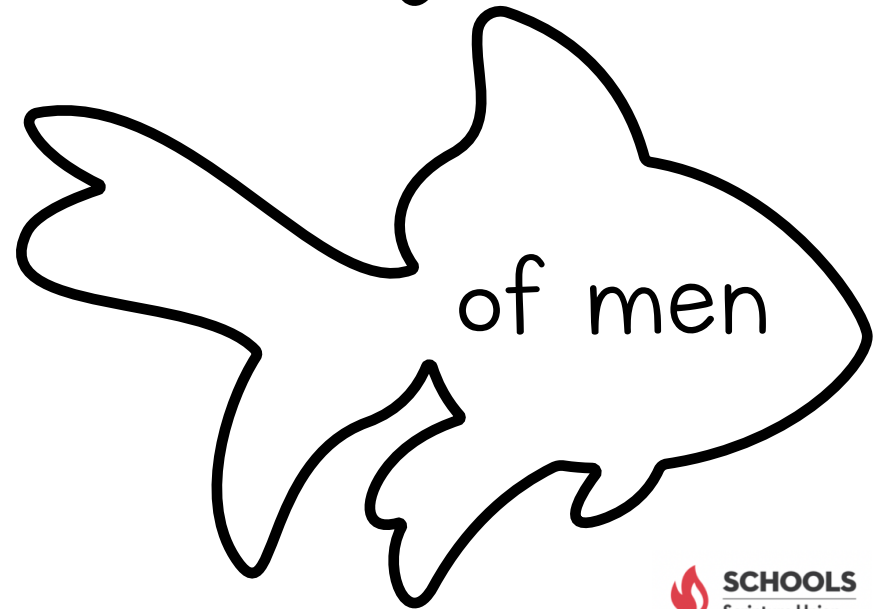



Lesson 14: Jesus calls His disciples

Print these in different coloured pages, one colour per team. Cut out these fish shapes and ask pupils to arrange them in the right order.

Jesus



Jesus



Lesson 14: Jesus calls His disciples




My ID card.

NAME:

AGE:

WHAT I ENJOY DOING:

MY SKILLS AND ABILITIES:




Lesson 15: Jesus' treatment of others - Man with leprosy


Circle the 'Odd One Out' and explain why you think it's the odd one out.







Odd one In: What characteristics and skills make you special!



WHY: _____



WHY: _____



Lesson 16: Love your enemy Drama script (Page 1 of 2)

Jesus



ROLES

Jesus (Narrator):

Robbers; Victim; Priest; Levite; Samaritan; Innkeeper:

MATERIALS NEEDED

- The robbers will steal money or a moneybag from the victim.
- The Samaritan should have bandages to care for the victim.
- The Samaritan carries the victim on an animal, which could be a toy horse or something similar.

Jesus: A man was going down from Jerusalem to Jericho, and fell into the hands of robbers.

Robbers: Give us all your money!

Jesus: The robbers stole everything he had, beat him, and went away, leaving him half dead.

Victim: **[groans]**

Jesus: Now by chance a priest was going down that road; and when he saw him, he passed by on the other side.

Priest: **[walks across the room avoiding the victim as much as possible]**

Jesus: Likewise a Levite, when he came to the place and saw him, passed by on the other side.

Levite: **[walks across the room avoiding the victim as much as possible]**

Jesus: But a Samaritan while traveling came near him; and when he saw him, he was moved with pity.

Samaritan: [walking near the victim] Are you all right?

Jesus: He went to him and bandaged his wounds, having poured oil and wine on them.

Samaritan: **[bandaging and caring for the victim]** There. That should do it.

Jesus: Then he put him on his own animal.

Lesson 16: Love your enemy Drama script (Page 1 of 2)

Jesus



Samaritan: C'mon, let's get you to an inn so you can recover.

Jesus: The Samaritan took him to an inn to take care of him

[The Samaritan takes the victim to the innkeeper who waits at a desk or table in another part of the room. The innkeeper lets them in and the Samaritan lays the victim down gently.]

Jesus: The next day the Samaritan took two coins and gave them to the innkeeper.

Samaritan: Take care of him; and when I come back, I will repay you whatever more you spend.

Innkeeper: I certainly will.

Jesus: Which of these three, do you think, was a neighbour to the man who fell into the hands of the robbers?

Lesson 16: Love your enemy- scenarios

Jesus



SCENARIO 1

You find out that someone in your class forgot to bring their lunch into school. You have a packed lunch with you today, a grown up made your favourite sandwiches, fruit and a cupcake. What do you do?

SCENARIO 2

You overhear your best friend talking about your friend's new school bag in a negative way. What do you do?

SCENARIO 3

2 people in your class created a secret "fun group", They told a lot of others that they couldn't be part of the group. What do you do?

SCENARIO 4

Someone was carrying their lunch tray to the table, he tripped and his food went everywhere. People laughed. What do you do?

Lesson 17: Do not worry

Jesus



Write/draw 5 things that you worry about.

List or draw the things that Jesus tells us not to worry about in Matthew 6:25-34:

What have you learnt about worry from today's lesson?

List or draw the things that Jesus uses to tell us why we shouldn't worry:

Lesson 17: Do not worry

Jesus



When I am
worried about
my future

When I feel
too busy

When I have a hard
choice to make and
don't know what to do

When I feel
alone

When I feel
not good
enough

When I feel
afraid

Lesson 17: Do not worry

Jesus



“Come to me, all of you who are tired and have heavy loads. I will give you rest. Accept my work and learn from me. I am gentle and humble in spirit. And you will find rest for your souls. The work that I ask you to accept is easy. The load I give you to carry is not heavy.”

Matthew 1:28-30

Trust the Lord with all your heart.

Don't depend on your own understanding
Remember the Lord in everything you do.

And he will give you success.

Proverbs 3:5-6

“You can be sure that I will be with you always. I will continue with you until the end of the world.”

Matthew 28:20

Lesson 17: Do not worry

Jesus



“For I know the plans I have for you,” declares the LORD, “plans to prosper you and not to harm you, plans to give you hope and a future.”

Jeremiah 29:11

I praise you because you made me in an amazing and wonderful way. What you have done is wonderful.

I know this very well.

Psalms 139:14


“Remember that I commanded you to be strong and brave. So don't be afraid. The Lord your God will be with you everywhere you go.”

Joshua 1:9






Lesson 18: I am the Bread of Life

Draw a picture of a need you or someone else has inside the slice of bread and write a sentence to explain what the need is and why they need it.
eg. A homeless person may need a new home.



Lesson 19: I am the Good Shepherd

Jesus



Lesson 19: I am the Good Shepherd

Jesus



Underline anything that describes the worker/hired hand and what he does.

Circle anything you read that describes the Good Shepherd and what he does.

John 10:11-18

I am the good shepherd. The good shepherd gives his life for the sheep. The worker who is paid to keep the sheep is different from the shepherd who owns them. So when the worker sees a wolf coming, he runs away and leaves the sheep alone. Then the wolf attacks the sheep and scatters them. The man runs away because he is only a paid worker. He does not really care for the sheep.

“I am the good shepherd. I know my sheep, and my sheep know me, just as the Father knows me, and I know the Father. I give my life for the sheep. I have other sheep that are not in this flock here. I must bring them also. They will listen to my voice, and there will be one flock and one shepherd. The Father loves me because I give my life. I give my life so that I can take it back again. No one takes it away from me. I give my own life freely. I have the right to give my life, and I have the right to take it back. This is what my Father commanded me to do.”

Lesson 20: The Beatitudes

Complete the table using Matthew 5:3-10

Jesus



Blessed are...	What will they receive?

Lesson 20: The Beatitudes

Jesus



Write down 5 things that make you happy:

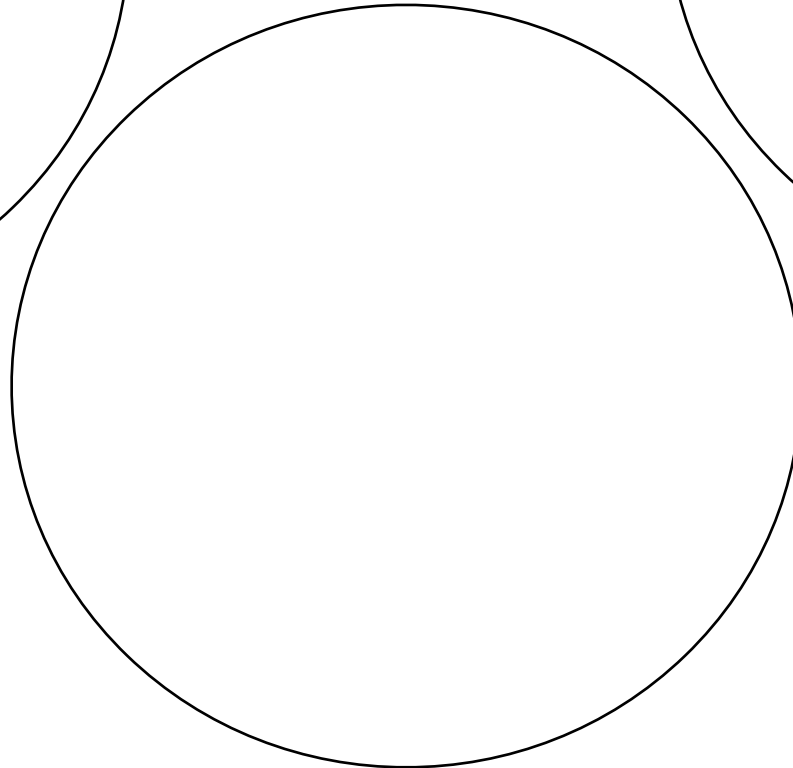


Write down the beatitudes and how people might live them out during your week:





Lesson 20: The Beatitudes

Choose 3 Beatitudes and draw an image/symbol or emoji to represent each one.




Lesson 22: The Lost Coin

Jesus



Imagine that you are the widow in the parable Jesus told. Write a diary entry sharing about losing your coin, searching for it, what you did to find it and how you felt.





Church

Lesson 1: Church Prayer

Church



your kingdom come,

But deliver us from the evil one.”

And forgive us our debts,

on earth as it is in heaven,

hallowed be your name,

As we also have forgiven our

And lead us not into temptation,

your will be done,

“Our Father in heaven,

Give us today our daily bread.

Lesson 2: Prayer Space Activities (Page 1 of 4)



Church



1) Our Father

You will need: paper, clothes pegs/pins and pencils/pens for each pupil and scissors.

Explanation: Christians believe that God is a loving parent- his love is even better than any human on earth.

Pupils spend some time thinking about people that need to know/be reminded that they are loved (it could even be themselves) and then they draw round their hands and write the name of one person on the palm of the hand and cut it out. They can spend some time silently praying, asking God to help the person know they are loved and then peg it to a string washing line or pin it to a board in the room.

2) Hallowed be your name

You will need: blue tack, large sheet of card with the words 'Thank you God that you are _____' on it and with lots of space on the rest of the card, names and characteristics of God printed out on pieces of paper (you may want to print a couple of each word).

Explanation: In the Bible, God is known by many different names. Names are often used to describe what a person is like or the kind of person they are- their character.

Pupils can read some of the names and characteristics of God and consider whether any stand out to them. If you want to, they can choose one of the names/characteristics and using blue tack add it to the space in the prayer on the sheet of card.

Lesson 2: Prayer Space Activities (Page 2 of 4)



Church



3) Your will be done - Big Map

You will need: a picture of the world, newspaper clipping and info printed out about countries around the world.

Explanation: Sometimes it can be hard for us to understand what's happening in our lives and in the world around us. It can cause us to feel sad or even angry and have lots of questions. Christians believe that God wants to hear how we are feeling and our questions - even our angry, painful ones.

Display the picture of the world on the screen, you could also have some newspaper headlines or short pieces of information about the country for pupils to read and then give them some time to pray for/think about those issues and places in the world.

4) Give us our daily bread - Help me

You will need: Paper, pencils/pens for each pupil

Explanation: Christians believe that God cares about each and everyone of us and wants to help us with the things that we find difficult or the hard times we face, he wants us to ask him for his help.

Pupils can draw a picture of something they are struggling with or worried about. If they want to, they can ask God to help with it.

5) Give us our daily bread - Thankfulness dough

You will need: A small amount of playdough/plasticine for each pupil

Explanation: Christians believe that God meets our every need (not always our wants) and the good things that are in our lives are special gifts from him.

Lesson 2: Prayer Space Activities (Page 3 of 4)



Church



Pupils think about all the things that are good in their lives (things they enjoy doing, places they go to, people etc.) and spend time thinking about how those things make them feel and to be thankful for them. Then they use their play dough to create one or more things that they are thankful for and can spend time thanking God for them.

6) Forgive us - Sorry Bin

You will need: torn scraps of paper, pens/pencils for each pupil and a bin.

Explanation: Christians believe that we don't always choose to live the way God would want us to- we can do, say and think things that hurt ourselves and others around us. It's important for us to say sorry if we really mean it and ask for forgiveness.

Pupils can write something that they are sorry for, if they would like they can spend a few moments reflecting on it or pray to God about it and then scrunch up the paper and throw it in the bin.

7) As we forgive those - Forgiveness Stones

You will need: Heavy stones, a bucket/basin filled with water

Explanation: The Bible teaches us that it is important to forgive others when we are hurt by them. Forgiving does not mean we are forgetting what has been done but it means we are choosing to let go of the hurt feelings (we may need to do this more than once and remember that we have chosen to forgive someone) so they don't weigh us down.

Pupils take some time to recall a time when someone hurt them by what they said or did and how they feel about it (angry, sad etc.) as they remember they can lift and hold on to one of the stones. If they want to choose to forgive and let go of the hurt feelings they can put the stone in the water and watch the water cover it. If they don't think they can let the feelings go they can put the stone back.

Lesson 2: Prayer Space Activities (Page 4 of 4)



Church



8) Lead us not into temptation - Be the light

You will need: a variety of light that can be turned on eg. lamps, battery operated candles, torches.

Explanation: Sometimes we are tempted to do the wrong thing: to be unkind, to lie, to be rude, to be lazy, etc. Christians believe that God made us to be better than that. And that God wants to help us be the very best that we can be. God wants to help us choose to do the right thing and go the right way, and to be like a light that shows others the right way too.

Pupils can pick up a light and turn it on. If they want to they can say a quiet hope, or a prayer to God, about choosing the right way and being a light for others.




Lesson 3: Church/Christian Vocabulary

Create your own dictionary entry with the word, an explanation of what it means and an illustration.

Word:

What it means...

A large, empty rounded rectangle with a black border, intended for drawing an illustration related to the word 'Church'.

Lesson 3: Church/Christian Vocabulary



Minister

Someone who has a special role in sharing about God, teaching from the Bible and caring for others.

Crucifixion

A punishment given by the Romans, nailing someone to a wooden cross. Happened to Jesus even though he had done nothing wrong.

Resurrection

Jesus rising from the dead 3 days after he had been crucified.

Old Testament

The first part of the Bible about stories before Jesus was born.

Pulpit/
Lectern

New
Testament

Pray

Baptism

A special place
that someone
reads part of the
Bible and teaches
what it means.

The second part
of the Bible with
stories from Jesus'
time on earth and
after he returned
to Heaven.

Talking and
listening to God.
We can do it
anytime and
anywhere.

A special
celebration when
someone shows
they have chosen
to follow Jesus.

Sin

Choosing to go our own way instead of God's way in our thoughts, words and actions.

church

A group of followers of Jesus who come together to sing, pray, learn more about God and

Worship

Singing and thanking God for who he is and what he has done.

Church



Lesson 3: Church/Christian Vocabulary Script

Prayer: This is when Christians talk to God and listen to what he has to say to them. It's a bit like a conversation you might have with a friend. Christians believe you can talk to God anytime and anywhere- school, church, at home, when you are on your own or with others. When Christians pray they can do it in lots of different ways; some people talk out loud, others talk quietly into themselves, some people might write down their prayers, some people will move around when they pray or go for a walk outside, others will find a comfortable spot indoors, some people will use their own words to pray and others will use prayers others have written. When people pray they might say thank you to God for something, they might be saying sorry and asking for forgiveness or they might be asking for God to help them or someone else. Christians believe that God will always hear our prayers, sometimes saying yes, no or wait but always answering in the best way for us because he cares and wants us to come and talk to him.

Bible: This is a very special and important book for Christians, they believe it is God's words to them, written down by people long ago. They believe it's God's special message to us to tell us who he is, what he is like and how he wants us to live. There are stories in it from before the time when Jesus was born, these make up the first part of the Bible called the Old Testament. There are stories about Jesus' birth and after and these make up the second part of the Bible called the New Testament. There is all kinds of different writing in the Bible- stories, letters, poetry and eyewitness accounts to name a few.

Sin: This is a word used in the Bible to describe the things that we can think, say or do that aren't the way that God wants us to live e.g. being selfish, lying, hating others.

Worship: The word worship comes from an old term 'worth-ship'. To show that something is important in their lives people will often do or have something to show their dedication and love e.g. supporters of a football team might wear the team football top, go to matches and watch them play regularly. Fans of a band/singer might have posters of them, buy tickets to see them in concert, play their music a lot and know all the words. Christians want to show that God is important to them, they love him and are dedicated to him too.

Church



Lesson 3: Church/Christian Vocabulary Script Continued

Today we can think worship is singing songs and praying but to the first Christians long ago, worship would have been their whole everyday lives. Giving money to charity, caring for someone in need, cleaning a church building, saying kind words etc.

Minister: This is a person is a Christian who has an important role in the church to care for and teach people about who God is and how God wants them to live. They help people to understand what the Bible teaches and how God has something important to say to everyone today. In some churches they may be called a different name such as pastor, priest, reverend, vicar or rector. They do lots of different things such as marrying people, baptisms, visiting and caring for the sick and families and friends of someone who has died, teaching in church, visiting schools- assemblies, RE, SU group (you could talk about local ministers that are connected to your school and discuss with pupils the ways they are involved in school life).

Pulpit: This is a raised platform or raised up enclosed area in a church from where the minister might read the Bible or teach people what the Bible says and what it means for their lives. Some pulpits are decorated and some are plain. A pulpit was to be a visual reminder of the importance of God's word, the Bible and so everyone can clearly see and hear it being read.

Lesson 4: A Church Visit

Church



Welcome the pupils at the front door of your church, explaining who you are and your connection to the church if they don't know you e.g. minister, worship leader, part of the church family.

Explain that Sunday is a special day in the week for everyone who is part of the church, that it is a time when everyone comes together in this building to discover more about God, getting to know more about him and what it means to follow Jesus.

Time for 'Church Building Treasure Hunt'-pupils walk around the building trying to spot different items e.g. stained glass window, Bible, cross, hymn book, seats, pews etc. or give them questions which they find the answers to as they explore the church building. Feel free to chat about these different elements while the pupils complete their check list.

Bible

Every Sunday we will always spend time learning from the Bible together. Someone reads a small part of it out loud from the front of church/lectern/pulpit and everyone else listens and thinks about what God wants to teach us through it. The minister/pastor will also spend some time explaining what it teaches us to help us understand.

If there is a lectern or pulpit take the children to it so they see or if you have Bibles in the seats of the congregation or you use screens to show the passage, you can show that too, explaining that people can read along at the same time as someone reads it out loud.

If time permits you could teach them a short interactive Bible story or show a short clip of a Bible story. There are lots of ideas from the SUNI website <https://suni.co.uk/schools/bibletimeline/>

Worship

Something else we also do is sing songs to God. We sing to remind ourselves about who God is-our creator etc. and what he is like- he's good, he's loving, he can be trusted, what he has done for us and to say thank-you to God for all those things. We use lots of different instruments and sing lots of different songs-some were written a long time ago, others were written not so long ago.

You could show pupils the different instruments, get them to guess what they are and have some volunteers come and play some. If you have an organ, it would be great for the pupils to see and hear it being played... especially if it was a song they knew.

If time permits you could sing together (use a familiar song from their assemblies or teach one-if possible the song should tie into the theme of your Bible story).

Celebration

As a church we also have times when we celebrate together. Ask the pupils what sorts of things/times do they celebrate with their family? (e.g. birthdays, Christmas, new job etc.)

Ask them how they celebrate? (e.g. party, special food, gifts etc.) Explain that as a church family some of the celebrations you have are called Baptism/ Dedication, Communion, Weddings.

Choose one of the following celebrations to explore further:

Baptism

Wedding

Communion

Lesson 4: A Church Visit

Church



Baptism:

Take pupils to see the Baptismal font or Baptismal pool- you could demonstrate what happens as you explain.

Baptism is a special celebration when someone shows everyone there that they have chosen to follow Jesus or where a Christian parent/s presents their child in baptism. In the Bible during Jesus' day people got baptised in lakes and rivers, today some people still do, others have baptismal pools or fonts like this.

Baptism shows that the person is choosing to follow Jesus. For a baby, the parent/s are making a promise to God that they will be brought up within the church family.

To show this a person could be plunged under the water and brought back up or for a baby, water may be poured over their head in the name of the Father, Son and Holy Spirit and they are anointed with oil in the shape of a cross (this is dependent on your tradition). Baptism reminds people that Jesus came to earth to take the blame for the wrong things in our lives and help us make a new start.

Wedding:

A wedding is a special celebration as a man and a woman make special promises to each other in front of their family, friends and God as they become husband and wife.

The church can be decorated with flowers and lots of colour and the man and woman give each other rings as a symbol of the promises they have made.

Show some photos of weddings that have taken place in the church or you could get pupils to volunteer and 'act' out what a wedding can look like-with the exchanging of rings and with props to dress up.

Communion:

In the Bible Jesus just before he was arrested and crucified, had a special meal called the Last Supper with his disciples. During it he gave them some bread and wine telling them that they should take these things as symbols at special times to help them remember about his death on the cross and rising from the dead. The Bible tells us he did this taking the punishment for the wrong things in our lives and so we could be friends with God if we choose to follow Jesus. He told all his followers to keep celebrating communion together to remember all he had done and why.

At this point you could serve the pupils some juice and biscuits and spend time chatting with them.

Compassion

For Christians caring for the poor or those that other people forget about or don't want to spend time is important too, it's what Jesus told his followers to do when he was on the earth. We do this in lots of ways, close to home and far away in other countries.

Take some time to show pictures or take them to places in the church where 'compassion ministries' are organised or run and explain what happens e.g. food hampers-packing and collection point, Operation Child-Christmas shoe box. You could also show them a world map/photos/short videos and share about some of the missionaries from your church/that you support and what they do to share about Jesus and care for others in different countries.

Thank the pupils for coming along to visit, if appropriate you could invite and share some of the activities/organisations that they could come along to, explaining that lots happens during the week, not just on a Sunday.



**Can you find...
Write down how many
you see...**



- Church spire
- Stained glass windows
- Cross
- Bibles
- Hymn / Song books
- Lectern / Pulpit
- Musical Instruments

**What interesting or unusual things
do you see or hear about ?**

**What questions to you have about
Church or the church building ?**



Lesson 5 - Church Traditions Teaching Script


- 1) Agree to keep learning about God and worship Him. ASK class how they might do this? (Church/prayer/reading Bible/taking communion)
- 2) Turn from the bad things that separate them from God. Christians sometimes call this sin. Give each child a sweet and say they can only suck, not chew it for one minute. Ask them how they got on, drawing out that it was hard/they were tempted to chew. Explain that even when we want to do the right thing, it can be difficult and it is the same for Christians which is why they ask for God's help.
- 3) Tell others about God. ASK class what they do when they find out good news? Draw out the idea that we want to share our good news because we are excited about it. Explain that Christians believe the Bible, which is God's very words, is good news and therefore they want to share it with others.
- 4) Love and Serve Others. There is a very famous phrase which says "Love your Neighbour as yourself" Ask class if they know who said this? (Jesus' words from the Bible, Mark 12:31). Ask class if they know what this means? Christians believe it is important to treat others as we would want to be treated. Ask class to think of examples of how they could do this. (Optional: Ask pupils to draw an example or make a 'Love your Neighbour' poster.)



Lesson 6: Road to Damascus

Create a newspaper article explaining what happened to Saul on the road to Damascus.

BREAKING NEWS!

A large, empty rectangular box with a teal border, intended for a drawing or image related to the news article.A large rectangular area with a teal border, containing ten horizontal lines for writing the newspaper article.



Church



Lesson 11: Birth of the Early Church

Research your chosen charity

Charity Name: _____

Started in: _____

Draw the Charity's
logo in the box



Who do they help?

How do they help? (List some things this charity do)

Lesson 13: Birth of the Early Church 4-Drama Script

Church



Characters: Narrator, Angel, Philip, Ethiopian Official

All parts standing in a line at front of classroom.

Narrator: Today's story comes from the book of Acts which we find in the Bible. This book tells all about the beginning of the Christian church and how the Good News of Jesus spread. In today's story you will meet... (characters come forward out of line and wave when name called) Philip, an Angel, an important government official from Ethiopia and the Spirit.

Angel and Philip come forward

Narrator: An Angel of the Lord said to Philip;

Angel: "Go South on the desert road all the way to Gaze"

Philip puts on backpack and walks on the spot

Narrator: So he started out on his journey

Ethiopian comes forward sits down and reads a book

Ethiopian stays sitting. The Spirit stands forward and goes towards Philip.

Narrator: The Spirit came to Philip and said;

Spirit: Pointing towards Ethiopian Official. "Go over to that chariot and stay near it"

Narrator: So Philip ran up to the chariot and heard the man reading the book of Isaiah.

Philip: to the Ethiopian Do you understand what you are reading?

Ethiopian Official: How could I unless someone explains it to me? Can you explain it to me?

Narrator: Along Philip's journey he met an Ethiopian Official. This man had gone to Jerusalem to worship and on his way home was sitting in his chariot reading the book of Isaiah the prophet.

Ethiopian stays sitting. The Spirit stands forward and goes towards Philip.

Narrator: The Spirit came to Philip and said;

Spirit: Pointing towards Ethiopian Official.
"Go over to that chariot and stay near it"

Narrator: So Philip ran up to the chariot and heard the man reading the book of Isaiah.

Philip: Do you understand what you are reading?

Ethiopian Official: How could I unless someone explains it to me? Can you explain it to me?

Narrator: This is the passage he was reading;
"He was led like a sheep to the slaughter
And as a lamb before its shearer is silent
So he did not open his mouth.
In his humiliation he was deprived of justice
Who can speak of he descendants?
For his life was taken from the earth."

Lesson 13: Birth of the Early Church 4-Drama Script

Church



Ethiopian Official: Who is Isaiah talking about, himself or someone else?

Philip: It's about Jesus! Who came and died, like a criminal, not because he had done something wrong but because mankind had turned their backs on God. He died so that everyone could be friends with God again! This is the Good news of Jesus!

Narrator: The Ethiopian official was so amazed at the Good News of Jesus.
As they travelled along he noticed some water.

Ethiopian Official: Look, here is some water. A perfect opportunity for me to get baptised! Nothing stands in my way.

Philip and Ethiopian pretend to step in water and get on knees. Philip leans Ethiopian Official back to dip him into water and pours water over head.

Narrator: So Philip baptised the Ethiopian Official. As they came out of the water the spirit (spirit steps forward and leads Philip away) took Philip away. The Official did not see him again but went away rejoicing about the Good News of Jesus.

Philip steps forward again

Narrator: Philip continued to travel about and tell lots and lots of towns about the Good News of Jesus.

Lesson 14: Birth of Christianity in Ireland- St. Patrick

Label the map with the important events of Patrick's life.

Church




Lesson 14: Birth of Christianity in Ireland- St. Patrick

Create your own acrostic poem about St Patrick's life.

Church



S
T
P
A
T
R
I
C
K



Lesson 14: Birth of Christianity in Ireland- St. Patrick

Church



Create your own word search connected to St. Patrick's life by writing clues in the box for the words to be found in the grid below.
Swap your activity sheet with someone in your class and see if they can find all your words!

Clues

1)

2)

3)

4)

5)

6)

7)

8)

9)

10)

Lesson 14: Birth of Christianity in Ireland/ St. Patrick (Page 1 of 2)

Church



British Isles picture- It is believed that Patrick was born (around 390 AD) and spent his childhood in a village the British Isles (possibly Wales or the coast of England). He came from a Christian family and was the son of a man called Calpurnius who had an important role (a Deacon) working in the church. Patrick's family was pretty important and wealthy for the times he grew up in (date?).

Slave picture- However, when Patrick was 16 years old he was kidnapped one day by some Irish pirates who took him to a boat and sailed back to Ireland with him. In Ireland they sold him into slavery. Patrick was young, alone and in an unfamiliar place- he was very frightened and unhappy and ended up living there for about six years during which time he learnt the local language.

Sheep picture- As a slave Patrick belonged to a man called . He wasn't a very nice master and he treated Patrick very harshly. Often, Patrick would be out in all sorts of horrible weather as a shepherd, looking after his animals and his master would have beaten him if he was unhappy for any reason. It's thought he may have spent time looking after animals near Slemish (Ballymena). Patrick often thought about escaping and trying to return home. It was during his time as a slave that he would have spent the lonely days and nights talking to God. And Patrick realised how much God loved him and how much he needed him and so he chose to follow him, asking God for his forgiveness and help to follow him each day.

Boat picture- One night Patrick had a dream. In the dream a voice told him to run away to the coast of Ireland where he would find a boat and people willing to take him back home to his family. Patrick woke up, he believed that it was God speaking to him in a dream and so he did what he was told and escaped. He walked for days, travelling about 200 miles on foot until he reached a port. Just as the voice had told him, there was a boat and Patrick convinced the captain to take him aboard. They sailed for 28 days until they

Lesson 14: Birth of Christianity in Ireland/ St. Patrick (Page 2 of 2)

Church



landed in Britain and then Patrick walked for 28 days with everyone from the ship. Everyone became very hungry and so Patrick prayed for food and suddenly wild animals appeared so they could kill them and eat. Everyone was amazed and Patrick encouraged them to choose to follow God just like him.

Scroll picture- Patrick reached home when he was in his 20s and was very happy to see his family again but he believed that God was calling him to learn more about him and so he spent years travelling around and learning more and more about God and telling others about God. One day he had another dream in which he received a letter with the voice of the Irish written on it, as he read it begged him to come back to Ireland and 'walk among the people once more'.

Shamrock picture- *It wasn't easy but* he returned to Ireland and started to tell the people about God.- this often put his life in danger as people were not always happy that he was talking about God. It is believed that he used the shamrock to explain to the people in Ireland about who God is and what he is like (Father, Son and Holy Spirit). And over time more people began to choose to follow God and Christianity spread in Ireland. It is thought he died around 807 AD on the 17th March.



Festivals



Lesson 1: Harvest

Create your own Harvest thankfulness prayer.



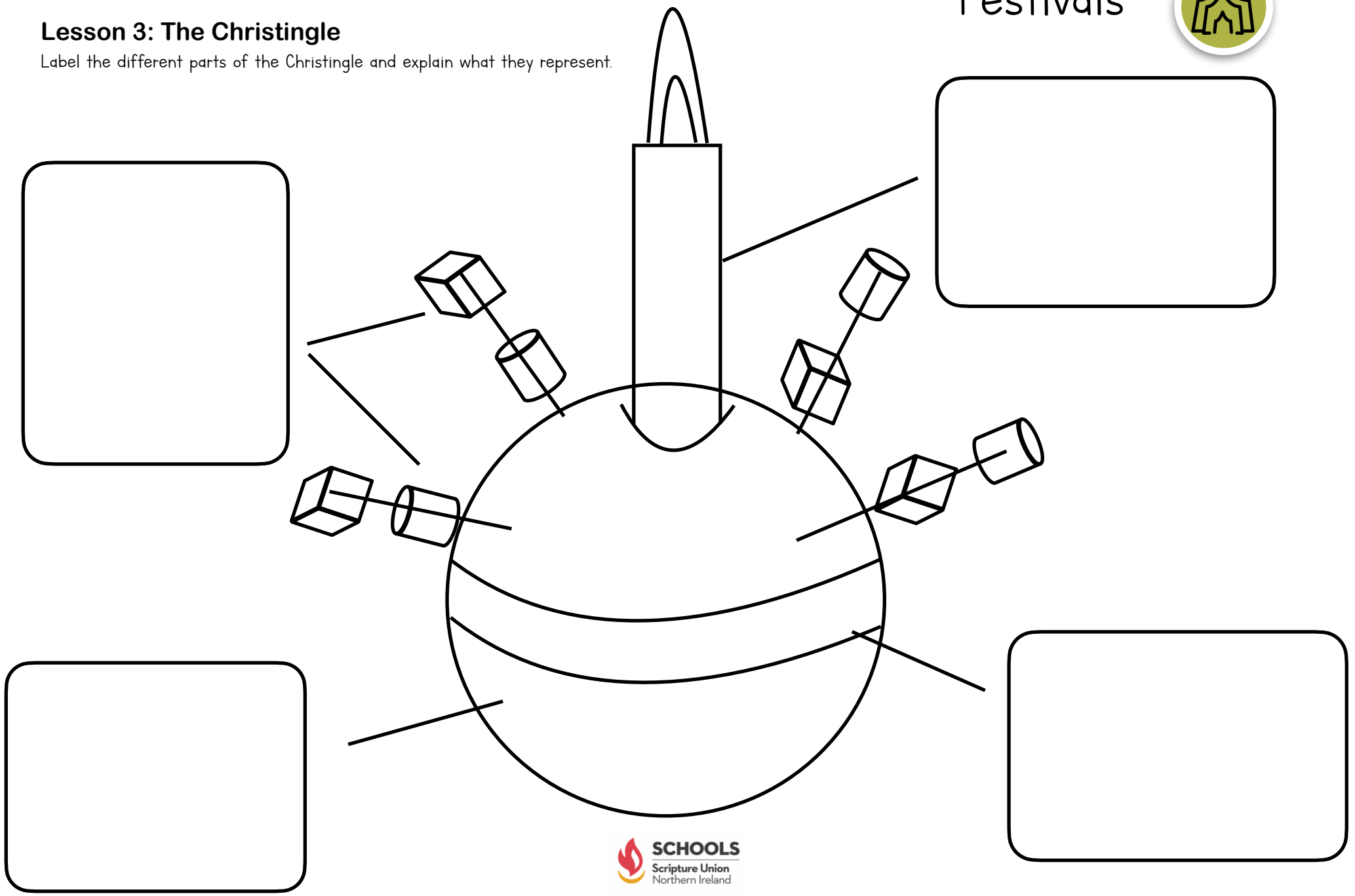
<hr/> <hr/> <hr/> <hr/> <hr/> <hr/> <hr/> <hr/> <hr/> <hr/>





Lesson 3: The Christingle

Label the different parts of the Christingle and explain what they represent.



Festivals



Lesson 4: Christmas Songs Luke 1:46-55

- 1) Circle words and phrases that Mary sings to describe herself.
- 2) Underline words and phrases that Mary sings to describe God.

Then Mary said, "My soul praises the Lord,
my heart is happy because God is my Savior. I am not
important,
but God has shown his care for me, his servant girl.
From now on, all people will say that I am blessed,
because the Powerful One has done great things for me.
His name is holy.
God will always give mercy
to those who worship him.
God's arm is strong.
He scatters the people who are proud
and think great things about themselves.

God brings down rulers from their thrones,
and he raises up the humble.
God fills the hungry with good things,
but he sends the rich away with nothing.
God has helped his people Israel who serve
him.
He gave them his mercy.
God has done what he promised to our
ancestors,
to Abraham and to his children forever."

Lesson 4: Christmas Songs Luke 2:8-15

- 1) Draw emojis beside the correct part of the Bible passage to show how the Shepherds and angels were feeling.
- 2) Underline any information we learn about Jesus and his birth from the passage.

Festivals



That night, some shepherds were in the fields nearby watching their sheep. An angel of the Lord stood before them. The glory of the Lord was shining around them, and suddenly they became very frightened. The angel said to them, “Don’t be afraid, because I am bringing you some good news. It will be a joy to all the people. Today your Savior was born in David’s town. He is Christ, the Lord. This

is how you will know him: You will find a baby wrapped in cloths and lying in a feeding box.”

Then a very large group of angels from heaven joined the first angel. All the angels were praising

God, saying:

“Give glory to God in heaven,

and on earth let there be peace to the people who please God.”

Then the angels left the shepherds and went back to heaven. The shepherds said to each other, “Let us go to Bethlehem and see this thing that has happened. We will see this thing the Lord told us

about.”

Lesson 5: Lent

Can you create an acrostic poem about lent & the story of Jesus being tempted in the desert?



Festivals



L _____

E _____

N _____

T _____

Lesson 6: Christmas Cards

Festivals



I am trying to find out:

I have learnt that:



Lesson 7: Easter Exploration

Jesus Before Pilate

Then the Jewish leaders took Jesus from Caiaphas to the palace of the Roman governor. By now it was early morning, and to avoid ceremonial uncleanness they did not enter the palace, because they wanted to be able to eat the Passover. So Pilate came out to them and asked, 'What charges are you bringing against this man?'

'If he were not a criminal,' they replied, 'we would not have handed him over to you.' Pilate said, 'Take him yourselves and judge him by your own law.' 'But we have no right to execute anyone,' they objected. This took place to fulfil what Jesus had said about the kind of death he was going to die.

Pilate then went back inside the palace, summoned Jesus and asked him, 'Are you the king of the Jews?'

'Is that your own idea,' Jesus asked, 'or did others talk to you about me?' 'Am I a Jew?' Pilate replied. 'Your own people and chief priests handed you over to me. What is it you have done?'

Jesus said, 'My Kingdom is not of this world. If it were, my servants would fight to prevent my arrest by the Jewish leaders. But now my kingdom is from another place.'

'You are a king then!' Said Pilate. Jesus answered, 'You say that I am a king. In fact, the reason I was born and came into the world is to testify to the truth. Everyone on the side of truth listens to me.' 'What is truth?' Pilate retorted. With this he went out again to the Jews gathered there and said, 'I find no basis for a charge against him. But it is your custom for me to release to you one prisoner at the time of the Passover. Do you want me to release 'The king of the Jews?'

They shouted back, 'No, not him! Give us Barabbas!' Now Barabbas had taken part in an uprising.

Festivals



Lesson 7: Easter Exploration

Easter Characters - Way out emoji props (to print per table group or display on screen)








Lesson 8: Easter Exploration- Customs around the world

Festivals



Bermuda



In Bermuda, people fly homemade kites on Good Friday. Legend has it, the tradition started when a school teacher was trying to explain the resurrection of Jesus to his class. So he made a kite.

They have kite competitions including the best traditional Bermuda Kite and most creative design.



Lesson 8: Easter Exploration- Customs around the world

Festivals



France



Don't forget your fork! In Haux, in the South of France, a giant omelet is served up in the town's main square. The omelette uses more than 15,000 eggs and feeds up to 1,000 people.

Apparently, when Napoleon and his army were travelling through the south of France, they stopped in a small town and ate omelette and liked it so much he ordered the townspeople to gather their eggs and make a giant omelette for his army the next day.



Lesson 8: Easter Exploration- Customs around the world

Festivals



Poland



In Poland, people have a water fight and throw water over each other on Easter Monday. It's known as Wet Monday and happens in many other countries too.

It's a tradition that is connected with the baptism of a Polish prince hundreds of years ago.



Lesson 8: Easter Exploration- Customs around the world

Festivals



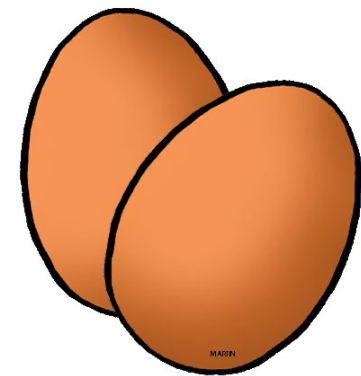
USA



At the White House in America where the country's President lives, an annual Easter egg roll is held on the lawn.

The tradition dates back to 1878.

It's held on Easter Monday and it's usually the President's wife, known as the First Lady, who is in charge of the event.



Festivals



Lesson 8: Easter Exploration- Customs around the world

Greece



In the Greek island of Corfu, old pots are thrown out of the windows on to the streets as an Easter Saturday morning tradition.

It's thought the tradition was copied from the people of Venice, in Italy, who throw out their possessions.






Lesson 8: Easter Exploration- Customs around the world

Antigua



Antigua in Southern Guatemala covers its streets in colourful carpets throughout Holy Week in preparations for the Good Friday procession. The long carpets are made from flowers, coloured sawdust, fruits, vegetables and sand. They are often covered in scenes important to the artist making them.

Some are as long as half a mile and artists have just 24 hours to create their works of art before the Good Friday procession.



Festivals



Lesson 8: Easter Exploration- Customs around the world

Australia



Easter bonnet parades take place in Australia (and the United Kingdom and United States). Children can decorate their own bonnets (hats) with bunny ears, chickens, eggs, chocolate, or flowers.



Festivals



Country:

Easter Tradition:

Country:

Easter Tradition:

Country:

Easter Tradition:

Country:

Easter Tradition:



Country:

Easter Tradition:

Country:

Easter Tradition:

Country:

Easter Tradition:



TRUE



FALSE



The World

Lesson 4: The Fall (Page 1 of 3)

The World



Characters:

Narrator 1

Narrator 2

God

Adam

Eve

The Snake

Narrator 1: Adam and Eve were living happily in the Garden of Eden, enjoying God's beautiful creation.

Narrator 2: God had given Adam and Eve only one rule.

God: Don't eat the fruit on that tree

Narrator 1: Adam and Eve continued to live happily, enjoying all the food around them apart from the fruit from the tree.

Narrator 2: However God had an enemy who wanted Adam and Eve to turn away from God.

Snake approaches Eve making a hissing noise

Snake: Eve, did God really tell you you couldn't eat from any tree in the garden?

Lesson 4: The Fall (Page 2 of 3)

The World



Eve: No, we can eat fruit from the trees in the garden, but God did say, 'You must not eat fruit from the tree that is in the middle of the garden, and you must not touch it, or you will die.'"

The Snake laughed

Snake: Don't be silly, you won't die! God knows that if you eat from the tree your eyes will be opened and you will be like God knowing good and evil-you won't need Him anymore!

Narrator 1: Eve looked at the fruit

Eve: Hmm. it does look very taste, and surely it's a good thing to have more knowledge.

Snake: Go on, you know you want to!

Narrator 2: And with that Eve took a bite of the fruit it was so good that she turned to Adam so he could try it to.

Narrator 1: all of a sudden Adam and Eve heard God walking through the garden, but they were embarrassed to be seen by him.

God: Adam? Eve?

Adam: Come on Eve, let's hide in the trees!

Lesson 4: The Fall (Page 3 of 3)

The World



God: Adam? Eve? Where are you?

Adam: I was embarrassed and afraid so we hid in the trees.

Narrator 2: Realising what had happened God asked;

God: Did you eat fruit from the one tree I told you not to eat from?

Adam: (pointing quickly at Eve) Eve gave me it and I ate it!

Eve: (pointing quickly at the Snake) The snake tricked me and I ate it!

Narrator 1: God sighed and cursed the snake and explained to Adam and Eve what was going to happen because they had eaten the fruit.

God: You see you didn't just break one rule, you have broken your friendship with me, because you have disobeyed me this will impact all of creation. From now on things will die, the world will be broken, things will be hard for everyone and you will have to leave the Garden.

Lesson 4: The Fall

The World



The Choice:

Positive consequences of the choice:

What I've learnt/ Would do differently:

Negative consequences of the choice:



Values

Lesson 1: Talents and Abilities

Values



Lesson 3: Teaching Script- The Gift (Page 1 of 1)

Values



As you tell the story or before you begin, give the pupils some time to mould and shape their clay into the most beautiful mug they have ever seen.

There once was a potter (ask pupils if they know what that is), someone who worked with clay. He made a beautiful mug for his friend. But this wasn't any normal mug. He spent months working on it; carving and decorating it, focusing on every detail.

Finally it was done and he was so excited to give it to his friend-they were going to love it! And they did, and they said "thank you very much." Because it was so precious the potter explained that it couldn't be put in the dish washer, it needed to be washed very carefully by hand so the paint didn't fade and so it wasn't going to get chipped or cracked.

As the months pass the potter visited his friend at a party and notices the mug he had given him, the paint has faded and there were some tiny chips and a small crack. His friend had become lazy, over time he wasn't so careful at looking after the mug and just put it in the dishwasher along with lots of other things, knives, forks, spoons, bowls and plates.

"It can't do that much harm" said the friend.

The potter overhears another guest at the party compliment the mug he made, 'I've never seen anything like this before', but his friend looks embarrassed and said, "What, this old thing?"

The Potter had spent months carefully creating, thinking about every detail of the mug but his friend didn't value the gift he had been given and so didn't take good and careful care of it.

Lesson 3: Respecting our bodies

Values



I can take care of my body by...

I am thankful for my body because...

I want to take care of my body because...

With my body I can...



Lesson 7: Jim and Elisabeth Elliot (Page 1 of 2)

Values



- Jim was born in Oregon, USA in 1927
- Elisabeth was born in Brussels, Belgium in 1927
- They got married in 1953
- They spent their lives serving God as missionaries in Ecuador's Amazon jungle, among a tribe living in the jungle, called the Quechua people.
- Jim and 4 friends headed to Ecuador to teach a tribe called the Huaorani. These were very challenging people and it wasn't easy or safe.
- One day Jim and his 4 friends were killed by the Huaorani.

- After Jim had been killed, his wife Elisabeth and Rachel Saint, the sister of one of the 4 friends who had also been killed continued to work with the Quechua tribe, which was a few days travel from the Huaorani.
- After a couple of years Elisabeth and Rachel went into the jungle and met the people who had killed Jim and his friends.
- The Huaorani, were friendly when they met Elisabeth and Rachel and showed them much kindness, very different to when Jim and his friends had met them.
- Elisabeth and Rachel took the opportunity to tell them about Jesus and shared the

Lesson 7: Jim and Elisabeth Elliot (Page 2 of 2)

Values




Bible with them and for many years to come. Elisabeth helped to translate the Bible so they could understand and the Huaorani promised not to kill anyone again.


- 10 months before Jim died, he and Elisabeth had a daughter called Valerie.

Lesson 7: Jim and Elisabeth Elliot

Values



What qualities do you think a missionary might need?
Write them in the person.



What things would Jim and Elisabeth have taken with them to Ecuador? Draw them in the suitcase.

Values



Find someone who can bake	Find someone who can play a musical instrument	Find someone who likes art	Find someone who loves animals
Find someone who likes to dance	Find someone who is helpful in the classroom	Find someone who enjoys reading books	Find someone who can sing
Find someone who likes to build lego	Find someone who can play football	Find someone who is good at working in a team	Find someone who likes gardening

Lesson 10: William Booth- Salvation Army
For each skill, find a different person who can do them and ask them to sign their name. Shout bingo when you have the grid complete.

Find someone who can bake	Find someone who can play a musical instrument	Find someone who likes art	Find someone who loves animals
Find someone who likes to dance	Find someone who is helpful in the classroom	Find someone who enjoys reading books	Find someone who can sing
Find someone who likes to build lego	Find someone who can play football	Find someone who is good at working in a team	Find someone who likes gardening

Lesson 10: William Booth- Salvation Army
For each skill, find a different person who can do them and ask them to sign their name. Shout bingo when you have the grid complete.

Lesson 8: Amy Carmichael (Page 1 of 2)

Values



- Amy was born in Millisle, N. Ireland in 1867
- Her father was a wealthy businessman but one day it lost all its money and closed. Amy had to drop out of school as the family couldn't afford expensive things, her father passed away and she had to look after her younger brothers and sisters along with her mother.
- After church one Sunday morning she met a poor elderly lady and this changed her life. She started to help others who were in need, teaching children and visiting those in the poorest parts of Belfast.
- Amy bought a tin building to welcome the poor in Belfast and also to teach them the Bible. It is still around today (in a newer building) and is called the 'Welcome Evangelical church'.
- As time passed Amy felt called to serve God as a missionary, overseas in another country, she knew it wouldn't be easy. She was rejected from being a missionary in China because she was small and of poor health.
- She worked for some time in Japan but most of her time was spent in Southern India.
- After a number of years in India, she opened a large hostel with a hospital for children and women in India who had been mistreated.
- One day Amy badly broke her leg and ankle in an accident.
- Due to her injuries she spent the next 20 years in bed, unable to walk. During that time she wrote 37 books and lots of poems to share about God. She was often outspoken about the bad treatment of poor people, which others didn't like to hear.

Lesson 8: Amy Carmichael (Page 2 of 2)

Values



- Amy died in India in 1951, aged 83.
- She didn't want a gravestone and so a bird bath sits under a tree in Dohnavur to remember her.
- The Dohnavur Fellowship still continues to care for children who have been rescued from dangerous situations today.
- People still continue to buy and read her books today.

Lesson 9: Christian Attitude to Suffering and Death

Values



Paul and Silas in Prison

19 When her owners realised that their hope of making money was gone, they seized Paul and Silas and dragged them into the marketplace to face the authorities. 20 They brought them before the magistrates and said, “These men are Jews, and are throwing our city into an uproar 21 by advocating customs unlawful for us Romans to accept or practice.” 22 The crowd joined in the attack against Paul and Silas, and the magistrates ordered them to be stripped and beaten with rods. 23 After they had been severely flogged, they were thrown into prison, and the jailer was commanded to guard them carefully. 24 When he received these orders, he put them in the inner cell and fastened their feet in the stocks.

25 About midnight Paul and Silas were praying and singing hymns to God, and the other prisoners were listening to them. 26 Suddenly there was such a violent earthquake that the foundations of the prison were shaken. At once all the prison doors flew open, and everyone’s chains came loose. 27 The jailer woke up, and when he saw the prison doors open, he drew his sword and was about to kill himself because he thought the prisoners had escaped. 28 But Paul shouted, “Don’t harm yourself! We are all here!” 29 The jailer called for lights, rushed in and fell trembling before Paul and Silas. 30 He then brought them out and asked, “Sirs, what must I do to be saved?”

31 They replied, “Believe in the Lord Jesus, and you will be saved—you and your household.” 32 Then they spoke the word of the Lord to him and to all the others in his house. 33 At that hour of the night the jailer took them and washed their wounds; then immediately he and all his household were baptised. 34 The jailer brought them into his house and set a meal before them; he was filled with joy because he had come to believe in God—he and his whole household.

35 When it was daylight, the magistrates sent their officers to the jailer with the order: “Release those men.” 36 The jailer told Paul, “The magistrates have ordered that you and Silas be released. Now you can leave. Go in peace.”

Lesson 10: William Booth- Salvation Army (Page 1 of 1)

Values



- William was born in 1829 in England.
- When he was a child, his family couldn't afford education for William (you had to pay in those days) and so he began an apprenticeship as a Pawnbroker (a money lender).
- Many years later he taught himself to read and write, this led him to becoming a Methodist minister.
- William married Catherine in 1855. They moved to London, and in 1856 in the East end of London, William began sharing and teaching from the Bible to many people from a tent. This was called 'The Christian Mission'.
- Many years later the 'Christian Mission' was renamed the 'Salvation Army'.
- William and Catherine would have done lots of things to take care of the poor, their motto was 'Soup, Soap and Salvation'. They set up shelters for those who were homeless, they campaigned to improve the working conditions, they opened soup kitchens and set up rescue homes for those fleeing dangerous situations.
- The Salvation Army spread around the world and was established in other countries like Canada, France, Switzerland, India, South Africa, Germany; serving in around 130 countries today, helping to support and transform people's lives.